



**KENTUCKY HIGH SCHOOL ATHLETIC ASSOCIATION
2008-2009 ANNUAL VERIFICATION OF TITLE IX PROCEDURES**

KHSAA Form GE19
F:Forms/GE19
Rev.12/08

(To be submitted by April 15, 2009 along with other required forms)

APR 15 2009

The Kentucky School f/t Blind High School, Louisville, Kentucky
(Name of High School) (City)

certifies to the Kentucky High School Athletic Association that the following is an accurate and true representation of the facts surrounding compliance with 20 U.S.C. Sections 1681-1688, et. Seq. (also known as Title IX)

I certify the following provisions in accordance with records at the school contained in the permanent Title IX file, at least one copy of which must be maintained in the Principal's office, and to the best of my knowledge have completed the following tasks.

Established a gender equity committee at the high school. (List committee personnel and provide attachment if necessary)

Name	Address	Phone	Title
(Supt., Principal, Student, Parent, Coach, Etc.)			
John Roberts	1925 Deerwood Ave. Lou 40205	(502) 386-1436	Instructional Leader (Principal)
Terri Weston	2810 Cleveland Blvd Lou 40206	(502) 896-4260	Athletic Director
Connie Hill	10406 Shadow Ridge Ln Lou 40207	(502) 338-6727	Athletic Trainer
Kenny Jones	5108 Bannon Crossing Dr Lou 40218	(502) 493-8791	Parent
Tom Oaks	9219 Rainbow Springs Dr Lou 40214	(502) 210-1344	Recreation Leader
Tyrone Parker	2559 Dixdale Ave Lou 40210	(502) 408-3129	Student
Marissa Helms	2419 Lassie Dr Bowling Green 42104	(270) 799-6090	Student

Scheduled a minimum of three meetings during the 2008-2009 school year on the following dates:

August 11, 2008	May 13, 2009
January 28, 2009	
April 7, 2009	

Designated the following person(s) as the Title IX coordinator for the school:

Name	Title	Address	Phone
Terri Weston	Athletic Director	2810 Cleveland Blvd	(502) 896-4260

Designated the following person(s) as the Title IX coordinator for the district:

Name	Title	Address	Phone
John Roberts	Principal	1925 Deerwood Ave	(502) 386-1436

School personnel are continuing to make periodic reviews of the boys' and girls' athletics program reflected in the Corrective Action Plan.

In addition to the above information, the above referenced school maintains a complete permanent file relative to Title IX records including copies of the self-assessment audit, all corrective action plans, and other related materials.


Principal's Signature

4 / 8 2009
Date

Superintendent Signature

School Board Chairpersons' Signature

(Send original copy to KHSAA - Maintain duplicate in Title IX school folder)

**ACCOMMODATION OF INTERESTS AND ABILITIES
SUMMARY PROGRAM CHART T-1**



Participation Opportunities Test One

		(Column 1)	(Column 2)	(Column 3)	(Column 4)
	Program	Enrollment	Percentage of Total Enrollment	Number of Interscholastic Participants (double and triple count)	Percentage of Total Participation
Row 1	GIRLS	17	34%	20	34%
Row 2	BOYS	33	66%	39	66%
Row 3	Totals	50	100%	59	100%

Instructions:

*Number of 8th grade students & below used in Column 3 and Column 4 calculations: 9

- 1) Determine the total number of girls enrolled, (place in Row 1, Column 1). Determine the total number of boys enrolled, (place in Row 2, Column 1).
- 2) Add the total number of girls and boys enrolled to determine total enrollment, (place in Row 3, Column 1).
- 3) Calculate the percentage of total enrollment that is female. (Divide Row 1, Column 1 by Row 3, Column 1 and place in Row 1, Column 2.) Calculate the percentage of total enrollment that is male. (Divide Row 2, Column 1 by Row 3, Column 1 and place in Row 2, Column 2.) Note: Row 1, Column 2 plus Row 2, Column 2 should total 100%.
- 4) Ask coaches to confirm the names of those individuals who are on the team as of the first date of regular season competition, and cross out the names of those who were cut from the team or quit the team prior to the first regular season competitive event. Determine the total number of interscholastic athletics participants that are girls, (and place in Row 1, Column 3). In order to determine the total number of athletics participants, an individual should be counted each time he or she participates on a team. For example, if Jane Doe competes on the varsity volleyball team, the junior varsity volleyball team, the junior varsity basketball team, and the varsity softball team, she should be counted as four participants (do not include club or intramural sports participants, cheerleaders, dance teams, or pom squads). Calculate the same way for boys and girls. * In addition, should 8th grade students and below play on a Freshman, Junior Varsity, or Varsity team, they should also be counted for each team and sport on which they participate. If applicable, please asterisk in the above notation as to how many 8th grade students & below are included in the totals.
Using the same procedure, determine the total number of interscholastic athletic participants that are boys, (and place in Row 2, Column 3). Add Row 1, Column 3 plus Row 2, Column 3 to get total participants and place in Row 3, Column 3.
- 5) Calculate the percentage of female participation. (Row 1, Column 3 divided by Row 3, Column 3 and place in Row 1, Column 4.) Calculate the percentage of male participation. (Row 2, Column 3 divided by Row 3, Column 3 and place in Row 2, Column 4.) Note: Row 1, Column 4 plus Row 2, Column 4 should total 100%.

Note: While being within three percent is not a formal compliance standard; if the percent listed in Row 1, Column 4 is within 3% of Row 1, Column 2, then it provides a good target within which compliance is likely.

2008-2009
ACCOMMODATION OF INTERESTS AND ABILITIES
SUMMARY PROGRAM CHART T-2

KHSAA
 Form T2
 Rev. 12/08

Participation Opportunities Test Two

		Column 1	Column 2	Column 3	Column 4	Column 5
Program		Number of Teams Currently Offered	Number of Participants	Number of Teams Added Since the beginning of the 2004-2005 School Year	Number of participants for the 2008-09 school year who are playing on teams added since the 2004-05 school year	Percent of Total Participation By Sex Added Since the beginning of the 2004-2005 School Year
GIRLS	Row 1	varsity: 4	20	1	2	
	Row 2	j.v.:				
	Row 3	frosh:				
	Row 4	total: 4	20	1	2	10%
BOYS	Row 5	varsity: 4	39	1	5	
	Row 6	j.v.:				
	Row 7	frosh:				
	Row 8	total: 4	39	1	5	13%

- 1) For Column 1, list the number of interscholastic teams offered for girls and boys at each competitive level (varsity, junior varsity, and freshman). For girls, total each of the entries in Rows 1, 2, and 3 into Row 4. For boys, total Rows 5, 6, and 7 into Row 8.
- 2) For Column 2, list the number of participants at each level. For girls, total each of the entries in Rows 1, 2, and 3 into Row 4. For boys, total Rows 5, 6, and 7 into Row 8. **Note:** The totals in Row 4 for girls and in Row 8 for boys must be the same as the totals in Form T-1, Column 3, Rows 1 and 2 respectively.
- 3) For Column 3, list the number of interscholastic teams that have been added in the last five years at each competitive level. Count each team added during the 5 year period only one time. e.g. Girl's junior varsity soccer was added 3 years ago, count the team only once, not 3 times. For girls, total the entries in Rows 1, 2, and 3 into Row 4. For boys, total Rows 5, 6, and 7 into Row 8.
- 4) For Column 4, list the number of participants that are **currently** on each level of the teams that were added in the last five years. If a team was added previously but no longer exists, there are no current participants to be added for that team. For girls, total the entries in Rows 1, 2, and 3 into Row 4. For boys, total Rows 5, 6, and 7 into Row 8.
- 5) For Column 5, calculate the percentage of participants that have been added in the last five years. For girls, take the number in Column 4, Row 4 and divide by the number in Column 2, Row 4. For boys, take the number in Column 4, Row 8 and divide it by the number in Column 2, Row 8.

Note: If the percentage of current participants added in the last five years is 25% or greater, compliance with Test Two may be possible. If less than 25%, then compliance with Test Three should be analyzed. **CAUTION:** 25% is not a formal compliance standard.

Principal's Signature:  Date: 4/8/09

2008-2009
ACCOMMODATION OF INTERESTS AND ABILITIES
SUMMARY PROGRAM CHART T-3

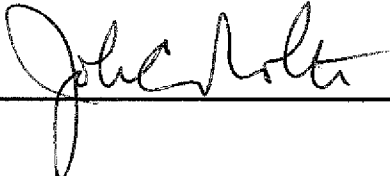
KHSAA
 Form T3
 Rev. 12/08

Participation Opportunities Test Three

FOR ANY QUESTION ANSWERED "YES" IDENTIFY THE RESPECTIVE SPORT(S).

	GIRLS (Yes / No)	BOYS (Yes / No)
1. For a sport <u>not</u> currently offered in your interscholastic athletics program, is there sufficient interest to form a viable interscholastic team based on participation on an <u>intramural team</u> .	NO	NO
2 For a sport <u>not</u> currently offered, is there sufficient interest, based on the responses to your most recent Student Interest Survey, to form a viable <u>interscholastic team</u> for a sport not currently offered. If yes, what sport?	NO	NO
3. For a sport currently offered at the junior varsity or freshman level is there sufficient interest, based on your most recent Student Interest Survey, to form a <u>varsity team</u> not currently offered?	NO	NO
4. For a sport currently offered at the varsity level only, is there sufficient interest, based on your most recent Student Interest Survey, to form a viable team for a <u>junior varsity or freshman team</u> that is not currently offered?	NO	NO
5. If you answered YES to question (1), (2), (3), or (4), are there enough high schools in the geographic area offering the sport (at the appropriate level) to allow for the development of a reasonable schedule of competition?	NO	NO

Plans to Address Interest:

Principal's Signature :  Date: 4/3/09



2008-2009
ACCOMODATION OF INTERESTS AND ABILITIES
SUMMARY PROGRAM CHART T-4

KHSAA
 Form T4
 F:Forms/T4
 Rev.12/08

Levels of Competition Test One

		Column 1	Column 2	Column 3
Girls	Team Levels	Number of Teams Currently Offered	Number of Participants	Percentage of Participants at Each Level
Row 1	varsity:	4	20	100%
Row 2	j.v.:	0	0	0
Row 3	frosh:	0	0	0
Row 4	total:		20	100%
Boys				
Row 5	varsity:	4	39	100%
Row 6	j.v.:	0	0	0
Row 7	frosh:	0	0	0
Row 8	total:		39	100%

- Column 1, list the number of interscholastic teams offered for girls and boys at each competitive level; varsity, junior varsity, and freshman. (Refer to Form T-2, Accommodation of Interests and Abilities, Summary Program Chart 2, Column 1.)
- For Column 2, list the number of participants at each level. For girls, total the entries in Rows 1, 2, and 3 into Row 4. For boys, total the entries in Rows 5, 6, and 7 into Row 8. (Refer to Form T-2, Accommodation of Interests and Abilities, Summary Program Chart 2, Column 2.)
- For Column 3, calculate the percentage of female and male participants at each level.
 For girls' varsity, junior varsity, and frosh, respectively:
 - Divide Column 2, Row 1 by Column 2, Row 4, and place the percentage in Column 3, Row 1
 - Divide Column 2, Row 2 by Column 2, Row 4, and place the percentage in Column 3, Row 2.
 - Divide Column 2, Row 3 by Column 2, Row 4, and place the percentage in Column 3, Row 3.
 For boys' varsity, junior varsity, and frosh, respectively:
 - Divide Column 2, Row 5 by Column 2, Row 8, and place the percentage in Column 3, Row 5.
 - Divide Column 2, Row 6 by Column 2, Row 8, and place the percentage in Column 3, Row 6.
 - Divide Column 2, Row 7 by Column 2, Row 8, and place the percentage in Column 3, Row 7.

Principal's Signature: John Holt Date: 4/8/09

**2008-2009
ACTUAL EXPENDITURES - PROGRAM COMPARISON CHART 1
TO INCLUDE BOOSTER CLUB FUNDING**

	equipment and supplies		travel		awards		coaches' salaries (to include supplemental and extended employment; dollar amount required)		facilities improvements		publications (if sport-specific)	
	Expenditures		Expenditures		Expenditures		Expenditures		Expenditures		Expenditures	
	School	Booster	School	Booster	School	Booster	School	# Coaches for all levels / # Teams for all levels	School	Booster	School	Booster
G basketball												
B basketball												
G softball												
B baseball												
G cross country												
B cross country												
G golf												
B golf												
G soccer												
B soccer												
G swimming	181.00		3260.00		25.00		2244.00	2				
B swimming	181.00		3260.00		50.00		3276.00	2				
Total expenditures on T 25 and T 26 on the 2008-2009 year report due by April 15, 2009, should reflect the total monies spent (rounded off to nearest dollar) for the entire school year of 2007-2008 ending June 30, 2008.												

2. Booster Club Funding/Contributions must be included in the above expenditures total. (Note: It is illegal for coaches to be paid by Booster Clubs - Reference KHSAA Bylaw 27)

Principal's Signature: *John Holt* Date: 4/8/08

**2008-2009
ACTUAL EXPENDITURES - PROGRAM COMPARISON CHART 2
TO INCLUDE BOOSTER CLUB FUNDING**

	equipment and supplies		travel		awards		coaches' salaries (to include supplemental and extended employment; dollar amount required)		facilities improvements		publications (if sport-specific)	
	Expenditures		Expenditures		Expenditures		Expenditures		Expenditures		Expenditures	
	School	Booster	School	Booster	School	Booster	School	# of Coaches for all levels / # of Teams for all levels	School	Booster	School	Booster
G track	18.00		2188.00		30.00		1992.00	2				
B track	18.00		2188.00		20.00		2080.00	2				
G tennis												
B tennis												
G volleyball												
B wrestling	880.00		2738.00		55.00		3050.00	2				
G (list sport)												
B football												
G Goalball	484.00		75.00		20.00		1586.00	1				
B Goalball	484.00		75.00		20.00		1586.00	1				

1. Total expenditures on T-35 and T-36 on the 2008-2009 year report due by April 15, 2009, should reflect the total monies spent (rounded off to nearest dollar) for the entire school year of 2007-2008 ending June 30, 2008.

2. Booster Club Funding/Contributions must be included in the above expenditures totals. Indicate percentage of total expenditures for each gender: (if disparities are obvious, list on your Corrective Action Plan (T-60) what action you will take to correct the problem).

Gender	Expenditures	Percentage
Boys	\$15,600.00	56.5%
Girls	\$12,000.00	43.5%
Total:	\$27,600.00	100%

[Signature]

Date: 4/8/09

Principal's Signature:

2008-2009 KHSAA TITLE IX ATHLETICS AUDIT

KHSAA
Form T41
Rev. 12/08

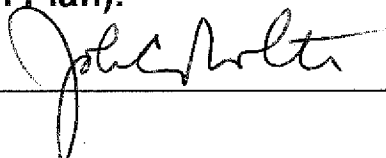
Checklist - Overall Interscholastic Athletics Program

DIRECTIONS:

For the Areas of Compliance (Opportunities and Benefits) listed on the left hand side of the page, place a checkmark under the appropriate column identifying whether your school provided an advantage to the Girls' Program, or to the Boys' Program or to Neither Program. A review of T-35 and T-36 spending patterns might be helpful in completing this form.

Areas of Compliance:	ADVANTAGE TO:		
	GIRLS' PROGRAM	BOYS' PROGRAM	NEITHER PROGRAM
OPPORTUNITIES			
Accommodation of Interest and Abilities			X
BENEFITS			
Equipment and Supplies			X
Scheduling of Games and Practice Time			X
Travel and Per Diem Allowances			X
Coaching			X
Locker Rooms, Practice and Competitive Facilities			X
Medical and Training Facilities and Services			X
Publicity			X
Support Services			X
Athletic Scholarships			X
Tutoring			X
Any meals provided for home			X

If an advantage is shown, corrective action should be shown on T-60 (Corrective Action Plan).

Principal's Signature:  Date: 4/8/09

**2008-2009
TITLE IX
CORRECTIVE ACTION PLAN**

SCHOOL NAME _____
 _Kentucky School for the Blind_____

DIRECTIONS:

1. For Column 1, indicate the intended area (Opportunities or Benefits) which needs corrective action in order to achieve gender equity. For Column 2, write the suggested change or activities that will correct the area in need of alteration. For Column 3, include the estimated completion date for the changes or activities.
2. It is possible to attain compliance with Title IX and no longer need "corrective" action. However, the KHSAA strongly encourages compliant schools to identify items for improvement (Column 1), activities to accomplish the improvement (Column 2) and a timetable for completion (Column 3) that will strengthen the athletic program.
3. You may copy this form as needed. Please attach corrective action plans along with audit forms and submit by April 15, 2009.

COLUMN 1 ITEM FOR CORRECTION/ IMPROVEMENT	COLUMN 2 SUGGESTED CHANGE/ ACTIVITIES	COLUMN 3 SCHOOL YEAR, COMPLETION DATE OF CORRECTION FOR PROJECT
Increase participation	Continue to work closely with the PE and Recreation Departments.	2009-10
	Add more Field Day Activities to the Calendar More Staff vs students activities	2009-10
	Summer sports camps	2009-10

Principal's Signature: *Johanna Holt* Date: 4/8/09



**2007-2008 INTERSCHOLASTIC
ATHLETICS SURVEY**
Summary of Student Responses

KHSAA
Form T63
Rev.12/07

School Name: Kentucky School f/t Blind

Enrollment
(9-12 Grade): 50 (SHOULD AGREE WITH FORM T-1, COLUMN 1,
ROW 3)

Number of 9-11 Grade Students Surveyed: 37

Number of 8th Grade Students Surveyed: 5

Date: March 28, 2008

Completed By: Terri Weston

Instructions:

1. Summarize the Student Athletics Interest Surveys Form T-61 by listing the total number of responses on the line next to each sport.
2. Under the Other Category please provide a listing of the sports as well as the number of students who are interested in participating.
3. Please sign and date this Summary Form (T-63) and mail this Summary Form only to the KHSAA by April 15, 2008. Do not mail the student surveys (Form T-61). However, these Forms should be maintained in your files in the event they are requested subsequently.

37 Number of Surveys
37 Total Returned (*A minimum of 80% return is expected*)
8-11 Grades Surveyed (*Should be grades 9-11 and 8th grade if school has a feeder system*)

How Was The Survey Administered? In English Classes
 (e.g. was it given in all English classes, or all home rooms, or advisee/advisor?)

KHSAA Sanctioned Fall Sports (*List Total Number of Participation Responses*)

4 Cross Country (Girls)
3 Cross Country (Boys)
6 Football (Boys)
1 Golf (Girls)
5 Golf (Boys)
3 Soccer (Girls)
2 Soccer (Boys)
5 Volleyball (Girls)

2007-2008
TITLE IX

CORRECTIVE ACTION PLAN

SCHOOL NAME

Kentucky School f/t Blind

DIRECTIONS:

- For Column 1, indicate the intended area (Opportunities or Benefits) which needs corrective action in order to achieve gender equity. For Column 2, write the suggested change or activities that will correct the area in need of alteration. For Column 3, include the estimated completion date for the changes or activities.
- It is possible to attain compliance with Title IX and no longer need "corrective" action. However, the KHSAA strongly encourages compliant schools to identify items for improvement (Column 1), activities to accomplish the improvement (Column 2) and a timetable for completion (Column 3) that will strengthen the athletic program.
- You may copy this form as needed. Please attach corrective action plans along with audit forms and submit by April 15, 2008.

COLUMN 1 ITEM FOR CORRECTION/ IMPROVEMENT	COLUMN 2 SUGGESTED CHANGE/ ACTIVITIES	COLUMN 3 TIME TABLE FOR CORRECTIVE ACTION/ AND OR COMPLETION DATE
Increase participation	Continue to work closely with the PE and Recreation Departments to find ways to increase students interest and participation	8/2008- 8/2009
Increase participation	Add a few intramural sports like Bowling or Beeper ball	8/2008- 8/2009

John Smith

Date:

4/15/09

Principal's Signature:

List Intramural Sports students are interested in adding:

(From Student Survey T-61 Question 6)

<u>Sport</u>	<u>Number</u>
Pool	1
Basketball	2
Soccer	3
Football	2
Power lifting	2

Participation in Non-School Sports Activities

(From Student Survey T-61 Question 7)

<u>Sport</u>	<u>Number</u>
Soccer	1
Kung Fu	1
Bowling	2
Volleyball	1
Basketball	1

Reasons for not participating in interscholastic athletics

(From Survey Question 8)

- 3 I prefer other activities such as band, chorus, etc.
- 5 I don't have time
- The practice schedules and game times are inconvenient
- 4 The sport I like isn't offered
- It's too expensive
- I prefer to participate in club or intramural sports
- 2 Working
- 1 Other:

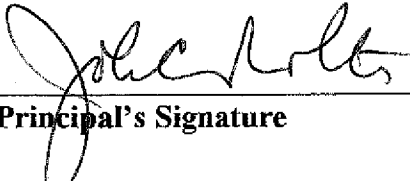
Student Suggestions to encourage participation

Make it more interesting

Provide Transportation

Tell them how much fun it is



Tell them it's a good way to stay in shape



Principal's Signature

7/8/09

Date



The Castigan Cupola

Kentucky School for the Blind
1867 Frankfort Avenue
Louisville, KY 40206-3153
Phone 502-897-1583 Ext. 245
Fax 502-897-2850

APR 15 2009

FAX COVER SHEET

Date: 4/14/09

To: KHSAA

Phone: _____

Fax: (889) 293-5999

From: Temi Weston

Phone: (502) 897-1583

Fax: (502) 897-2850

Number of Pages (including cover sheet) 5

Comments: Attention: Julian Tackett

Please replace these forms with forms attached
to 2008-09 Title IX Forms. (Sorry for the mix up)



2008-2009 INTERSCHOOLASTIC ATHLETICS SURVEY Summary of Student Responses

KHSAA
Form T-63
Rev.12/08

Kentucky School f/t Blind

School Name: _____

Enrollment
(9-12 Grade): (SHOULD AGREE WITH FORM T-1, COLUMN 1, ROW 3)

Number of 9-11 Grade Students Surveyed 25

Number of 8th and below Grade Students Surveyed 10

4/8/09

Date: _____

Terri Weston and Committee members

Completed By: _____

Instructions:

1. Summarize the Student Athletics Interest Surveys Form T-61 by listing the total number of responses on the line next to each sport.
2. Under the Other Category please provide a listing of the sports as well as the number of students who are interested in participating.
3. Please sign and date this Summary Form (T-63) and mail this Summary Form only to the KHSAA by April 15, 2008. Do not mail the student surveys (Form T-61). However, these Forms should be maintained in your files in the event they are requested subsequently.

39 Number of Surveys

35 Total Returned (A minimum of 80% return is expected)

7-11 Grades Surveyed (Should be grades 9-11 and 8th grade if school has a feeder system)

How Was The Survey Administered? English Class

(e.g. was it given in all English classes, or all home rooms, or advisee/advisor?)

KHSAA Sanctioned Fall Sports (List Total Number of Participation Responses)

3 Cross Country (Girls)

4 Cross Country (Boys)

7 Football (Boys)

0 Golf (Girls)

5 Golf (Boys)

4 Soccer (Girls)

5 Soccer (Boys)

4 Volleyball (Girls)

Form T-83
Rev. 12/07

Winter Sport (*List Total Number of Participation Responses*)

6	Basketball (Girls)
11	Basketball (Boys)
2	Indoor Track (Girls)
1	Indoor Track (Boys)
2	Swimming & Diving (Girls)
4	Swimming & Diving (Boys)
6	Wrestling (Boys)

Spring Sport (*List Total Number of Participation Responses*)

7	Baseball (Boys)
1	Fast Pitch Softball (Girls)
2	Tennis (Girls)
2	Tennis (Boys)
3	Track (Girls)
5	Track (Boys)

Non-KHSAA Championship Sports (*From Student Survey T-61 Question 10*)

6	Archery
2	Field Hockey
14	Bowling
0	Gymnastics (Boys)
1	Gymnastics (Girls)
1	Ice Hockey
0	Lacrosse (Boys)
2	Lacrosse (Girls)
7	Rifle
4	Rodeo
1	Slow Pitch Softball
6	Volleyball (Boys)
0	Water Polo
11	Weightlifting

Number of Students who participate in Intramural Sports
(*From Student Survey T-61 Question 5*)

<u>Sport</u>	<u>Number</u>
Judo	
Goalball	
Forensics	

Form T-60
Rev. 12/07

List Intramural Sports students are interested in adding:
(From Student Survey T-61 Question 6)

<u>Sport</u>	<u>Number</u>
Kickball	1

Participation in Non-School Sports Activities:
(From Student Survey T-61 Question 7)


<u>Sport</u>	<u>Number</u>
YMCA	1
Judo	1
Bowling	7
Horseback Riding	1

Reasons for not participating in interscholastic athletics
(From Survey Question 8)

- 2 I prefer other activities such as band, chorus, etc.
- 7 I don't have time
- 2 The practice schedules and game times are inconvenient
- _____ The sport I like isn't offered
- _____ It's too expensive
- _____ I prefer to participate in club or intramural sports
- _____ Working
- _____ Other:

Student Suggestions to encourage participation

- _____ Do more than just practice
- _____ Put up signs
- _____ Advertise more


Principal's Signature

4/14/09
Date

KHSAA
Form 160
Rev. 12/08

2008-2009
TITLE IX
CORRECTIVE ACTION PLAN

SCHOOL NAME _____

Kentucky School f/t Blind

DIRECTIONS:

1. For Column 1, indicate the intended area (Opportunities or Benefits) which needs corrective action in order to achieve gender equity. For Column 2, write the suggested change or activities that will correct the area in need of alteration. For Column 3, include the estimated completion date for the changes or activities.
2. It is possible to attain compliance with Title IX and no longer need "corrective" action. However, the KHSAA strongly encourages compliant schools to identify items for improvement (Column 1), activities to accomplish the improvement (Column 2) and a timetable for completion (Column 3) that will strengthen the athletic program.
3. You may copy this form as needed. Please attach corrective action plans along with audit forms and submit by April 15, 2009.

COLUMN 1 ITEM FOR CORRECTION/IMPROVEMENT	COLUMN 2 SUGGESTED CHANGE/ ACTIVITIES	COLUMN 3 SCHOOL YEAR, COMPLETION DATE OF CORRECTION FOR PROJECT
Increase participation	Continue to work closely with the PE and Recreation Departments.	2009-10
	Add more Field Day Activities to the Calendar while still in student activities	2009-10
	Summer sports camps	2009-10

[Handwritten Signature]

Principal's Signature:

Date:

4/8/09